



SPECIFICATION

Shenzhen DreamLNK Technology Co., Ltd.
深圳市骏晔科技有限公司

UMTS/GSM Rubber Rod Antenna

Product Specification

Client Name		Frequency Band	824-960/1710-1990MHZ
Wire Name		Version	V1.0
Customer's Part Number		DreamLNK's Part Number	DL-J017-GSM
RF Designer	Jason Huang	RF Manager	Knight Ai
Structural Designer		Structural Design Manager	
Technical Director		Date	2023-03-22

Client confirmation:

Whether the product meets your requirements? OK NG

Contents

Cover	1
Contents	2
1. Photos	3
2. Parameters	3
3. S11 Data (VSWR, Return loss, Smith)	4
4. Structure Diagram	7
5. Environmental Reliability Experiment Report	8
6. Contact us	8

The information provided by us should be kept strictly confidential, and it is not allowed to disclose to anyone else or other companies, without prior written consent

1. Photos

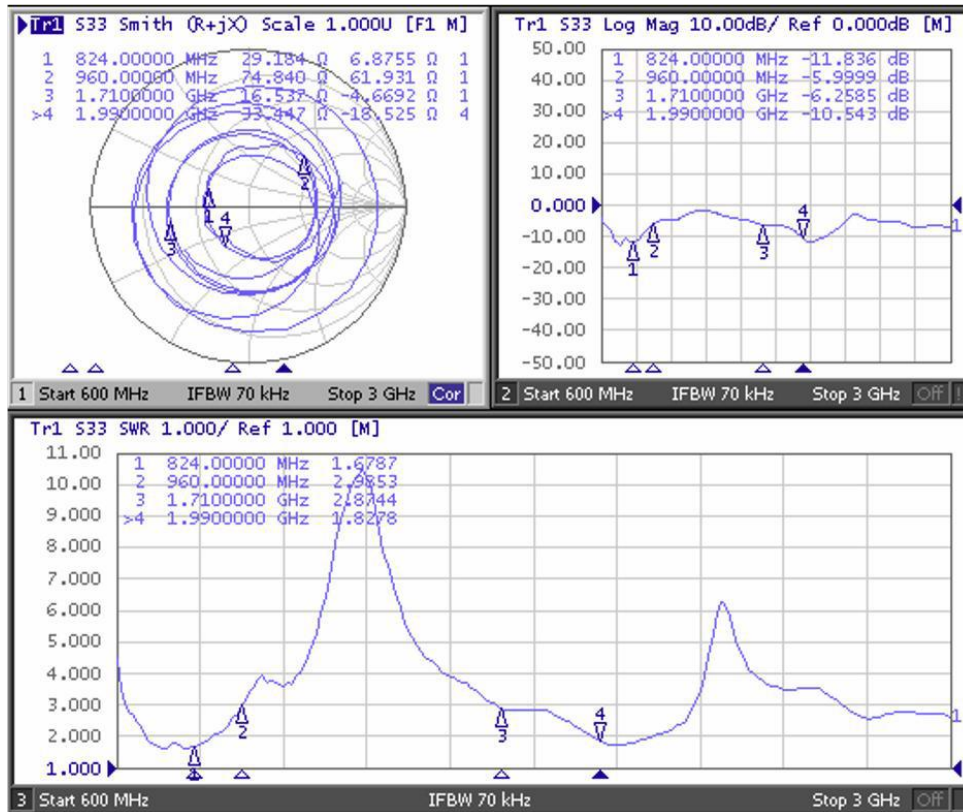


2. Parameters

Test parameters			
Product Name	UMTS/GSM STUBBY ANTENNA	Model No	DL-J017-GSM
Electrical Specifications			
Frequency Range	824-960/1710-1990MHZ	Polarization	Linear
Input Impedance	50 Ω	Radiation direction	Omnidirectional
VSWR	≤ 3.0	Max Power	10W
Gain	2.5dBi	Beam Angle	H-360°, V-30°
Mechanical Specifications			
Dimensions	$\varnothing 8.0 * H 45$ (MM)	Color	Black
Connector Model	SMA-J (Male)	Antenna Material	ABS + Copper
Working Temp.	-30°C-+80°C	Storage Temp.	-30-+60°C
IP Level	IP65	Relative Humidity	40~85%

The information provided by us should be kept strictly confidential, and it is not allowed to disclose to anyone else or other companies, without prior written consent

3. S11 Data (VSWR, Return loss, Smith)

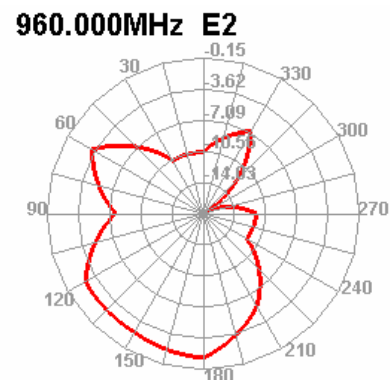
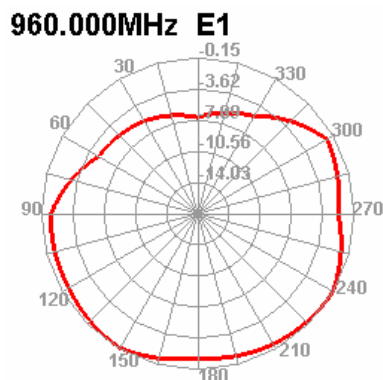
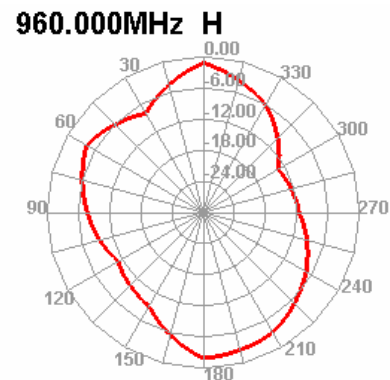
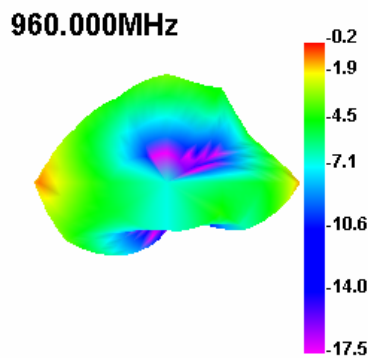
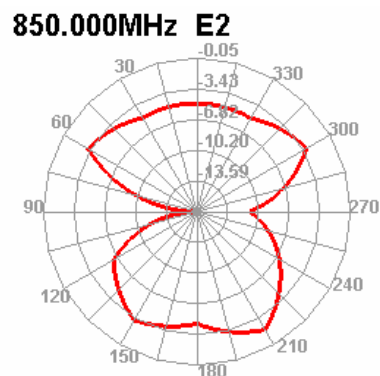
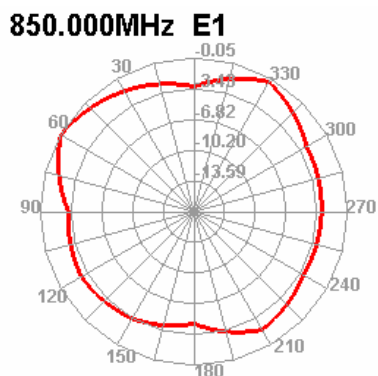
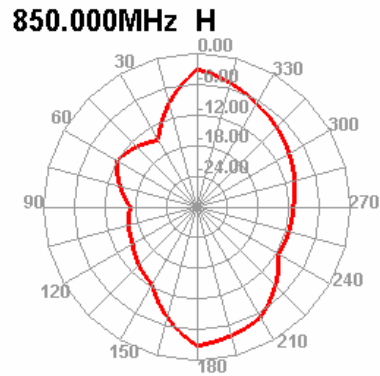
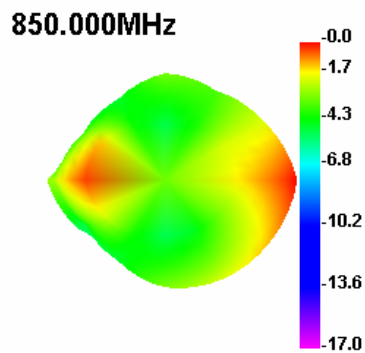


Antenna Efficiency:

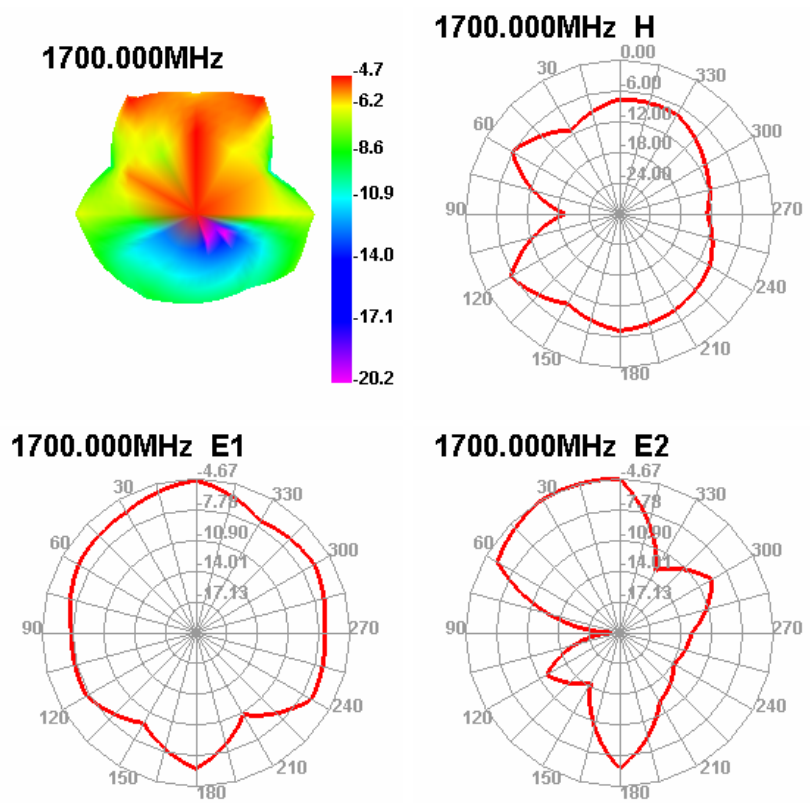
Frequency/ Mhz	Efficiency / %	MaxGain/ dBi
820	38.12	0.81
830	39.71	0.86
840	43.25	1.38
850	45.91	2.11
860	48.28	2.29
870	48.49	1.98
880	48.34	1.54
890	48.38	1.38
900	49.77	0.92
910	52.47	0.96
920	52.74	0.67
930	55.91	0.95
940	55.51	0.89
950	55.33	0.99
960	52.62	1.02
1700	57.67	2.51
1750	52.85	2.67
1800	58.39	3.12
1850	66.45	3.45
1900	69.81	3.64
1950	71.09	3.91

The information provided by us should be kept strictly confidential, and it is not allowed to disclose to anyone else or other companies, without prior written consent

Antenna Pattern:



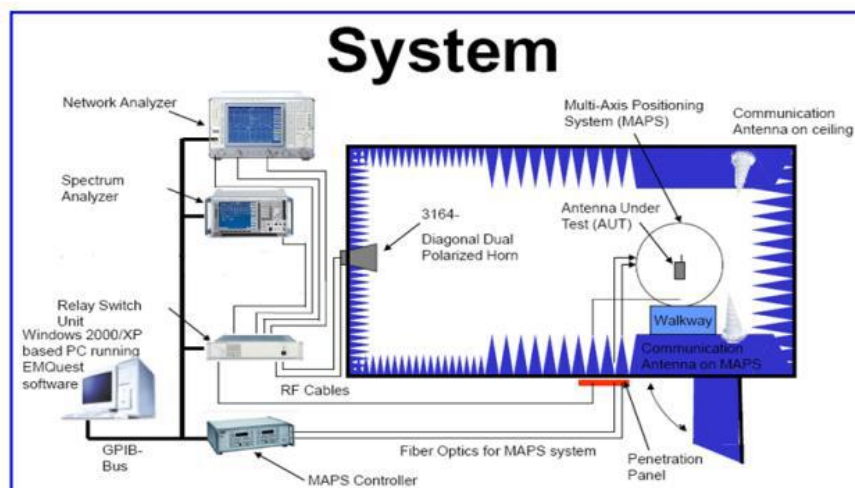
The information provided by us should be kept strictly confidential, and it is not allowed to disclose to anyone else or other companies, without prior written consent



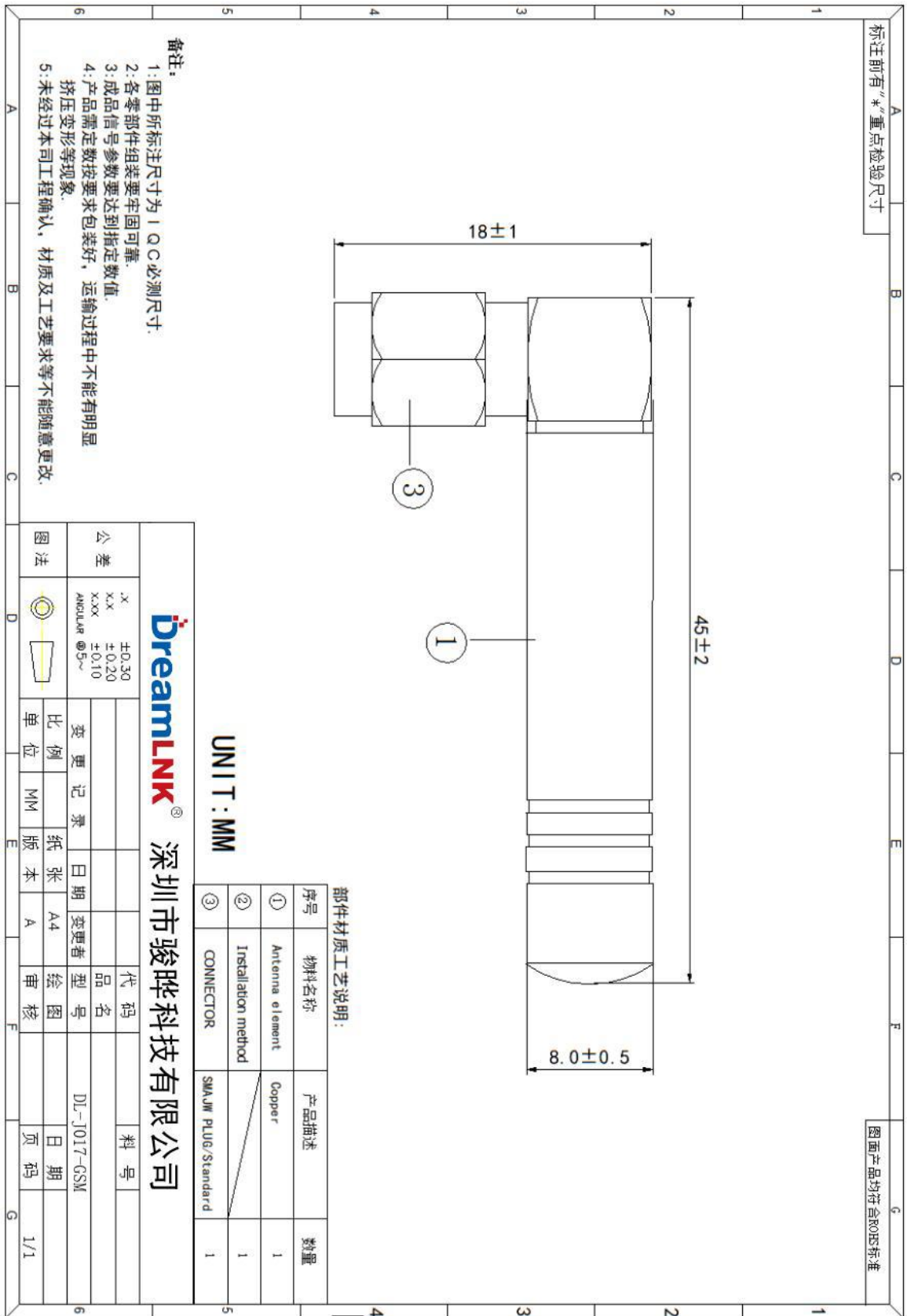
Testing Equipment and Principle:

Network Analyzers: Agilent 8753D 5071B
Communications Test Set: Agilent E5515C

3D Chamber Test System:



4. Structure diagram



The information provided by us should be kept strictly confidential, and it is not allowed to disclose to anyone else or other companies, without prior written consent

5. Environmental reliability experiment report

Item	Test condition	Specification
Storage environment	Tested temperature, humidity and air pressure as following without specifying: 1. The temperature is -30 °C~+ 80 °C 2. Relative humidity is 45% -85% 3. The air pressure is 86kpa-106kpa	The electrical mechanical performance is normal
High and low temperature test	Perform 5 cycles between 70 °C and 40 °C, then check the appearance quality, under normal conditions 1-2H	The size should meet the requirements for mechanical and electrical performance
Resistant to constant heat and humidity	Test Relative humidity: 95 ± 3%, Test temperature: 40 °C. After continuous 2H running, take out the sample, and measure its electrical properties within 5 minutes, put the sample in a normal condition for another 1-2H, check the appearance quality	The size should meet the standard, and meet for mechanical and electrical performance
Vibration test	Vibration frequency range 10-55HZ, displacement amplitude: 0.35MM, acceleration amplitude: 50.0M / S, frequency of sweeping cycle: 30 times	Normal electrical and mechanical performance
Drop test	1M high-altitude free fall 3 times, in the direction of mutually perpendicular axes	Normal electrical and mechanical performance

6. Contact us

Shenzhen DreamLnk Technology Co., Ltd

★ Data collection, Smart home, Internet of Things applications, Wireless remote control technology, Remote active RFID, Antennas ★

Office Add.: 602-603, Unit C, Zone A, Huameiju Business Center, Xinhua Rd., Bao'an District, Shenzhen, Guangdong Province, China

Factory Add.: Huazhi Innovation Valley, No. 7 Yuhua Street, 138 Industrial Zone, Tangxia, Dongguan, Guangdong Province, China

TEL.: +86-755-29369047

FAX: +86-755-27844601

Mobile: +86 13760215716

Wechat: wsj_james

E-mail: james@dreamlnk.com

Web: www.iot-rf.com